


A FUN PICTURE TO COLOR!



A GOOD IDEA.....

Sound Lab

Gather a dozen or so different objects from around the house - a metal pot, a plastic rattle, a wooden block, etc. Line them up and hit each item to release its sound. After you and your child have listened to them all, ask your child to listen with eyes closed and guess which object you are hitting.

TODAY WE SANG
Rock and Roll Train
Following the Leader

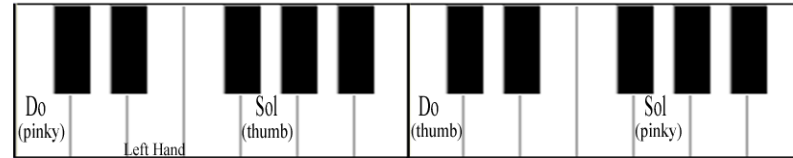
WHAT IS YOUR NAME?

LET'S PRACTICE OUR KEYBOARD!

With your Right Hand, sing and play Race Cars:

Sol Do goin' down the speedway Sol Do don't you get in MY way! Sol Do do you see the Blue one? Sol Do better get a new one! SOL DO!


[Try it with your Left Hand]



Instructions in the squares are for more advanced practicing

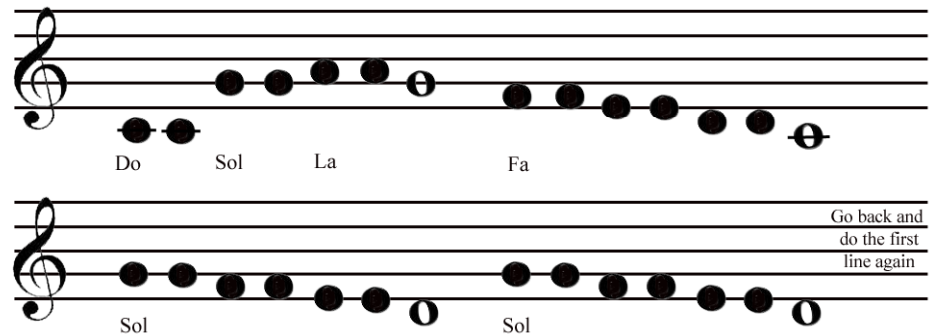
LET'S PRACTICE OUR RHYTHM!

Clap and sing this rhythm
(song name: Indian Drum Song)



LET'S PRACTICE OUR NOTE-NAMING!

Point to each note and try to remember it's name



Go back and do the first line again