

HOME ASSIGNMENT

PHOENIX FEATHER ACADEMY OF MUSIC (949)458-5899



YELLOW 3

Practice this whole page every day:

	DAY 1	DAY 2	DAY 3	DAY 4	DAY 5	DAY 6
<p><u>FINGER EXERCISES</u> <i>What you should already know (just do every day)</i> #1 Sing the Solfege (note names) out loud and play Right Hand alone #1 Sing the Solfege (note names) out loud and play Left Hand alone <i>What you should be able to do by next week:</i> #1 SLOWLY Sing the Solfege out loud and play Hands Together ***I have written the note names in the book to help you out for a few weeks. Do not write any other note names - in any other song!***</p>						
<p><u>STOMPING IN C POSITION</u> <i>What you should be able to do by next week:</i> Play the whole song with your CD</p>						
<p><u>MORE ICE CREAM PLEASE</u> <i>What you should already know (just do every day)</i> Point to the notes in the book and SING along with the CD Sing the solfege and play the notes with your Right Hand Sing the solfege and play the notes with your Left Hand <i>What you should be able to do by next week:</i> Sing the solfege and play measures 3 - 8 H.T. (Hands Together)</p>						
<p><u>TICK TOCK ROCK</u> <i>What you should already know (just do every day)</i> Point to the notes in the book and SING along with the CD Sing and play along with the CD</p>						
<p><u>THE ROCKING HORSE</u> <i>What you should already know (just do every day)</i> Point to the notes in the book and SING along with the CD Sing and play along with the CD</p>						
<p><u>MARY HAD A LITTLE LAMB</u> <i>What you should already know (just do every day)</i> Point to the notes in the book and SING along with the CD</p>						
<p><u>THE DARK FOREST</u> <i>What you should already know (just do every day)</i> Point to the notes in the book and SING along with the CD</p>						
<p><u>PARENT PRACTICE</u> <u>MORE ICE CREAM PLEASE</u> <i>What you should already know</i> Sing the solfege and play the notes with Hands Together</p>						
<p><u>PARENT PRACTICE</u> <u>ECHO SONG</u> <i>What you should be able to do by next week:</i> Point to the notes in the book and follow along with the CD Read the practice pointers - do you have questions? Be sure to have them ready in class!</p>						

**Did you know that you can download WEEKLY PLAYLISTS for your practicing convenience?
 Just visit www.phoenixfeather.com/music.html and click on your book color!
 doremi@msn.com (949)458-5899 Ms. Kirsten**

Name: _____




- Color EVERY "Do" one color
- Color EVERY "Re" a different color
- Color EVERY "Mi" a third color
- Color EVERY "Fa" a fourth color
- Color EVERY "Sol" a fifth color

All of the notes on this page are "IN BETWEEN" notes.


NAME _____

Please draw the missing "AROUND THE LINE" notes

The first one is done for you



A musical staff with five lines. It begins with a double bar line. The first note is a half note on the first line, with a horizontal line drawn through it. Below this note is the word "here". The second note is a half note on the second space, with the word "here" below it. The third note is a half note on the third space, with the word "here" below it. The fourth note is a half note on the fourth space, with the word "here" below it. The fifth note is a half note on the first line, with the word "here" below it. The sixth note is a half note on the second space, with the word "here" below it. The seventh note is a half note on the third space, with the word "here" below it. The eighth note is a half note on the fourth space, with the word "here" below it. The ninth note is a half note on the first line, with the word "here" below it.



A musical staff with five lines. It begins with a double bar line. The first note is a half note on the second space, with the word "here" below it. The second note is a half note on the third space, with the word "here" below it. The third note is a half note on the fourth space, with the word "here" below it. The fourth note is a half note on the first line, with the word "here" below it. The fifth note is a half note on the second space, with the word "here" below it. The sixth note is a half note on the third space, with the word "here" below it. The seventh note is a half note on the fourth space, with the word "here" below it. The eighth note is a half note on the first line, with the word "here" below it.