

# HOME ASSIGNMENT

**YELLOW 1**

You do not need to turn this page in next week - although, you may do so if you like.  
 You will get a new HOME ASSIGNMENT (Yellow 2) next week  
**YOU MUST DO EVERYTHING ON THIS PAGE EVERY DAY!!!**

**YELLOW 1**

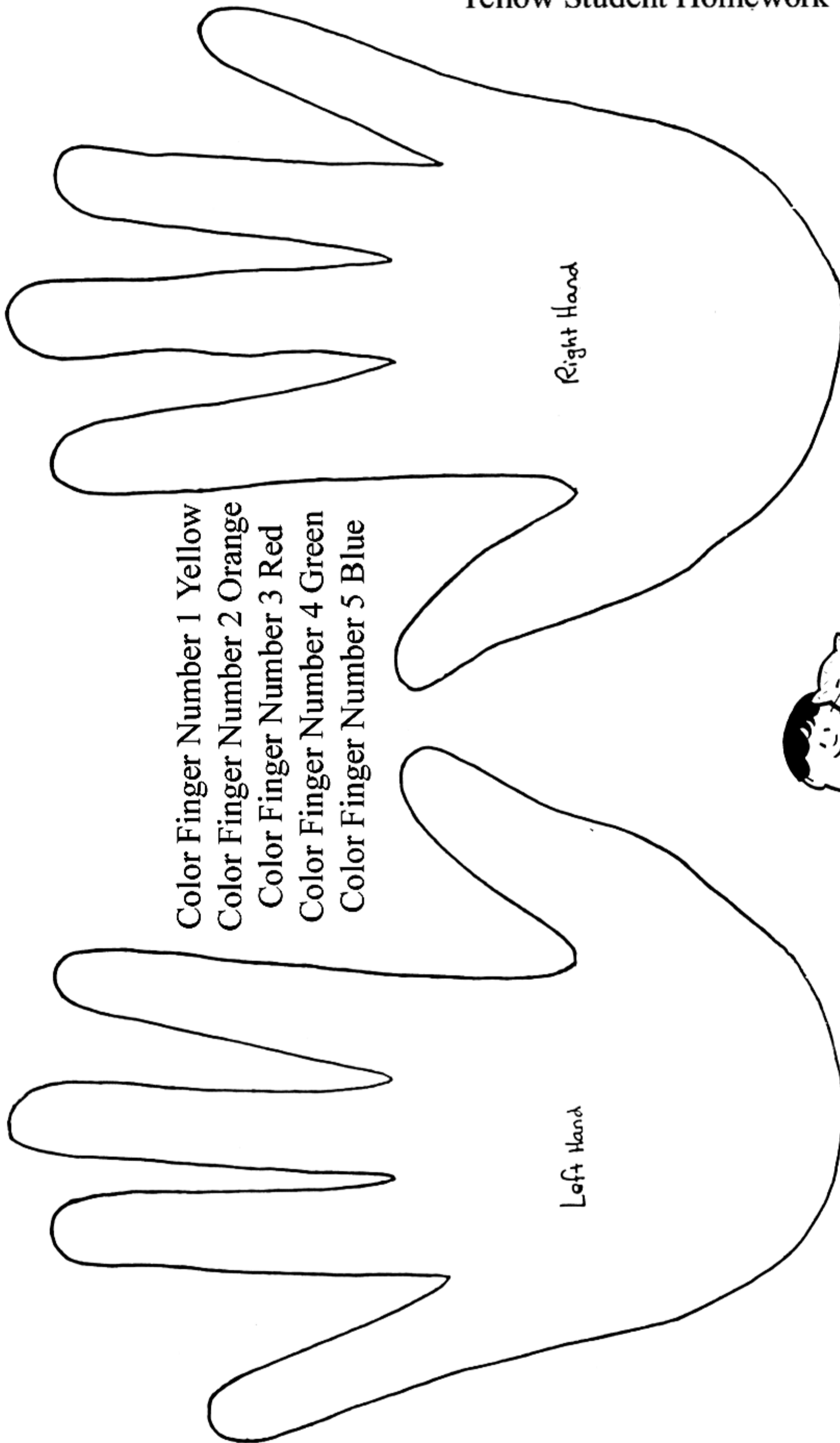
	DAY 1	DAY 2	DAY 3	DAY 4	DAY 5	DAY 6
<p><b><u>FINGER EXERCISES</u></b>  <i>What you should be able to do by next week:</i>                      #1 Point to the notes on the paper and sing their names every day                      #1 Sing the Solfege (note names) out loud and <b>play Right Hand alone</b>                      ***I have written the note names in the book to help you out for a few weeks.                      Do not write any other note names - in any other song!***</p>						
<p><b><u>THE ROCKING HORSE</u></b>  <i>What you should be able to do by next week:</i>                      Point to the notes in the book and follow along WITH THE CD                      Sing the whole song by memory                      Sing the solfege (note names) out loud and play them with your Right Hand                      Sing the solfege (note names) out loud and play them with your Left Hand</p>	sing only	sing only	sing & play	sing & play	sing & play	
<p>The only keyboard playing that <u>your child</u> will do this week is listed in the boxes above. The rest of this assignment is pointing to the notes in the book and listening to the CD. This is VERY important as, next week, your child will be asked to play small sections of these songs WITHOUT THE BOOK</p>						
<p><b><u>TICK TOCK ROCK - no keyboard on this one</u></b>  <i>What you should be able to do by next week:</i>                      Point to the notes in the book and follow along WITH THE CD                      Sing the whole song by memory</p>	measures 1-2	measures 1-4	measures 1-6	measures 1-8		
<p><b><u>MORE ICE CREAM PLEASE - no keyboard on this one</u></b>  <i>What you should be able to do by next week:</i>                      Point to the notes in the book and follow along WITH THE CD                      Sing the whole song by memory</p>	measures 1-2	measures 1-4	measures 1-6	measures 1-10		
<p><b><u>MARY HAD A LITTLE LAMB - no keyboard on this one</u></b>  <i>What you should be able to do by next week:</i>                      Point to the notes in the book and follow along WITH THE CD                      Sing measures 1 - 4 by memory</p>	measures 1-2	measures 1-2	measures 1-4	measures 1-4		
<p><b><u>THE DARK FOREST - no keyboard on this one</u></b>  <i>What you should be able to do by next week:</i>                      Point to the notes in the book and follow along WITH THE CD                      Sing measures 1 - 4 by memory</p>	measures 1-2	measures 1-2	measures 1-4	measures 1-4		
<p><b><u>PARENT PRACTICE (to prepare you for future practice with your child)</u></b>  <b><u>TICK TOCK ROCK</u></b>  <i>What you should be able to do by next week:</i>                      Point to the notes in the book and follow along WITH THE CD                      Sing the notes and play them with your Right Hand                      Sing the notes and play them with your Left Hand</p>						
<p><b><u>PARENT PRACTICE (to prepare you for future practice with your child)</u></b>  <b><u>MORE ICE CREAM PLEASE</u></b>  <i>What you should be able to do by next week:</i>                      Point to the notes in the book and follow along WITH THE CD                      Sing the notes and play them with your Right Hand                      Sing the notes and play them with your Left Hand</p>						



**My name is Ms. Kirsten. Many of my students call me Ms. K!  
 Please call me or email me if you have any trouble  
 doremi@msn.com (949)458-5899 www.phoenixfeather.com**



NAME: \_\_\_\_\_



- Color Finger Number 1 Yellow
- Color Finger Number 2 Orange
- Color Finger Number 3 Red
- Color Finger Number 4 Green
- Color Finger Number 5 Blue



The notes in the musical scale are:


Parent Name \_\_\_\_\_

(Going up the scale): Do Re Mi Fa Sol La Ti Do


(Going down the scale): Do Ti La Sol Fa Mi Re Do

Student Name \_\_\_\_\_

Please write the names of these notes -  
There are some hints to help you

Going up: 

Do Sol

Going down: 

Do Sol