

HOME ASSIGNMENT

PHOENIX FEATHER ACADEMY OF MUSIC (949)458-5899

PURPLE 3

NAME _____

Practice this whole page every day:

	DAY 1	DAY 2	DAY 3	DAY 4	DAY 5	DAY 6
<p><u>SIGHT READING</u> WEEK 3 - Practice until you can sing and play the exercise without looking at your hands. Can you play it in different keys?</p>						
<p><u>HANON</u> Learn measures 1-8 Right Hand alone</p>						
<p><u>SCALES and TWO-HAND CHORDS - Do two each day</u> Remember to sing the notes and say the chord names - WORK EXTRA on any that are hard</p>	D Bm	Bflat Gm	F Dm	G Em	C Am	The two scales that you play the worst
<p><u>COME BACK TO SORRENTO</u> <i>What you should already know:</i> Point and follow along with the CD Sing measures 3 - 14 with the CD (solfege) Play measures 1 - 6 two-hand chords <i>What you should be able to do by next week:</i> Sing measures 15 - 18 with the CD Play measures 7 - 10 two-hand chords</p>						
<p><u>FLIBBERDEJIBBIT</u> <i>What you should already know:</i> Point and sing along with the CD <i>What you should be able to do by next week:</i> Play the last three measures with your Left Hand</p>						
<p><u>ECOSSAISE</u> <i>What you should already know:</i> Point and SING along with the CD Play Left Hand measures 1 - 4 - practice WITH THE CD <i>What you should be able to do by next week:</i> Play Left Hand measures 5 - 8 (VERY similar to mm1-4)</p>						
<p><u>IN THE MORNING</u> <i>What you should already know (just play every day)</i> Preparation for Purple Book second section WITH THE CD Point and SING along with the CD <i>What you should be able to do by next week:</i> Sing and play Right Hand measures 1 - 4 - watch those finger numbers!</p>	1	1-2	1-3	1-4		
<p><u>JENNY LIND</u> <i>What you should already know (just play every day)</i> Point and SING along with the CD Preparation for Purple Book first section fancy style WITH THE CD <i>What you should be able to do by next week:</i> Sing and play Right Hand measures 1 - 4 - watch those finger numbers!</p>	1-2	1-2	1-4	1-4		
<p><u>IN THE COOL FIELDS</u> <i>What you should already know:</i> Point and SING along with the CD <i>What you should be able to do by next week:</i> Play the two-hand chords fancy style (Left Right Right Left Right Right)</p>						
<p><u>SCARBOROUGH FAIRE</u> <i>What you should already know:</i> Point and sing along with the CD (at least the first verse) Play the two-hand chords - try it with the CD <i>What you should be able to do by next week:</i> Sing the words and play the two-hand chords measures 1 - 8</p>						
<p><u>JUANITA</u> <i>What you should already know:</i> Point and follow along with the CD Sing measures 1 - 12 by memory <i>What you should be able to do by next week:</i> Sing measures 13 - 16 by memory</p>						

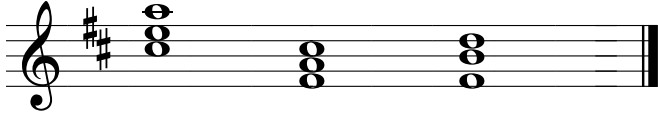
Always look for sections that are the same - it saves you practice time!
doremi@msn.com (949)458-5899 www.phoenixfeather.com

1. Name each key
2. Name each chord
3. Number each chord - REMEMBER THE INVERSION NUMBERS
4. Circle the Primary Chords
5. Decide if the chords are major, minor, or diminished.


NAME _____

Purple 3

_____ major




_____ minor



_____ major:

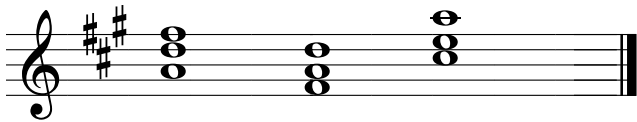


_____ minor:




_____ major

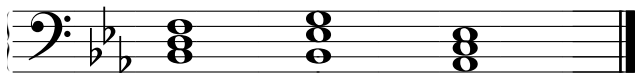
:



_____ minor:



_____ major:



_____ minor:

