

HOME ASSIGNMENT

PHOENIX FEATHER ACADEMY OF MUSIC (949)458-5899

OLDER BEGINNER 9

NAME _____

Practice this whole page every day:

	DAY 1	DAY 2	DAY 3	DAY 4	DAY 5	DAY 6
<p><u>D.A.D (Dozen A Day) Book</u> <i>What you should already know (just play every day)</i> Sing and play GROUP I # 1-4 and GROUP II #1 <i>What you should be able to do by next week:</i> GROUP II # 2 (same notes as GROUP I #1)</p>						
<p><u>SLAM DUNK</u> <i>What you should be able to do by next week:</i> Point to the notes in the book and follow along with the CD Can you sing the whole song?</p>						
<p><u>DOWN BY THE STATION IN C MAJOR</u> <i>What you should already know:</i> Point and SING along WITH THE CD Play “Do Mi Sol” and “Ti Fa Sol” with your Left Hand</p>						
<p><u>LARGO</u> <i>What you should already know:</i> Sing and play the harmony On the first page, play the Right Hand - same notes as Rocking Horse in G On the second page, play the Left Hand - same notes as Rocking Horse in G <i>What you should be able to do by next week:</i> Sing and play Right Hand measures 17 - 24 - use the CD to remember how to sing the notes</p>						
<p><u>ODE TO JOY</u> <i>What you should already know:</i> Sing and play Left Hand alone WITH THE CD Sing and play Right Hand alone WITH THE CD Sing and play Hands Together measures 1 - 8 <i>What you should be able to do by next week:</i> Can you figure out how to play measures 9-12 Hands Together?</p>						
<p><u>LONDON BRIDGE in G MAJOR</u> <i>What you should already know:</i> Sing and play Right Hand (correct fingers please) -WITH THE CD Sing and play Left Hand whole song (same notes as Rocking Horse in C) <i>What you should be able to do by next week:</i> Can you figure out how to play the first line hands together?</p>						
<p><u>LONDON BRIDGE in G MAJOR</u> <i>What you should already know:</i> Sing and play Right Hand (correct fingers please) -WITH THE CD Sing and play Left Hand whole song (same notes as Rocking Horse in G) <i>What you should be able to do by next week:</i> Can you figure out how to play the first line hands together?</p>						
<p><u>ROCKING HORSE IN C MAJOR</u> Prepare for your solo by singing and playing WITH THE CD</p>						
<p><u>ROCKING HORSE IN G MAJOR</u> Prepare for your solo by singing and playing WITH THE CD</p>						
<p><u>FOLLOW THE LEADER</u> <u>SONATA THEME</u> <i>What you should be able to do by next week:</i> Point to the notes in the book and follow along with the CD Sing 4 measures of each song</p>						

TODAY'S SOLOS:

THE DARK FOREST

NAME: _____

3 In music, this means that there are
THREE beats in each measure and a
4 **QUARTER NOTE** gets one beat.

Please draw rhythms with **THREE** beats each. The first one is done for you.

NO, you may not use the same combination more than once.

3
4



3
4

3
4

3
4




3
4

3
4

3
4

3
4

 = 1
  = 1
  = 1
  = 2
  = 2

 = 3
  = 4
  = 4