

HOME ASSIGNMENT

PHOENIX FEATHER ACADEMY OF MUSIC (949)458-5899

OLDER BEGINNER 7

NAME _____

Practice this whole page every day:

	DAY 1	DAY 2	DAY 3	DAY 4	DAY 5	DAY 6
<p><u>D.A.D (Dozen A Day) Book</u> <i>What you should already know (just play every day)</i> Sing and play #1, 2, 3, & 4 Hands Together</p>						
<p><u>DOWN BY THE STATION IN C MAJOR</u> <i>What you should be able to do by next week:</i> Sing the song along with the CD Read the directions and play “Do Mi Sol” and “Ti Fa Sol” with your Left Hand</p>						
<p><u>LARGO</u> <i>What you should be able to do by next week:</i> Point and follow along with the CD Sing measures 1 - 8 with the CD</p>						
<p><u>ODE TO JOY</u> <i>What you should already know:</i> Sing and play Left Hand alone WITH THE CD Sing and play Right Hand alone WITH THE CD (measures 21-end are the same as measures 5-8 :-) <i>What you should be able to do by next week:</i> Can you figure out how to play the first two measures Hands Together? How about measure 3? How about measure 4?</p>						
<p><u>LONDON BRIDGE in C MAJOR</u> <i>What you should already know:</i> Point to the notes in the book sing along <i>What you should be able to do by next week</i> Sing and play Right Hand measures 1 - 4 with CORRECT FINGERS</p>						
<p><u>LONDON BRIDGE in G MAJOR</u> <i>What you should already know:</i> Point to the notes in the book sing along <i>What you should be able to do by next week</i> Sing and play Right Hand measures 1 - 4 with CORRECT FINGERS</p>						
<p><u>THE DARK FOREST</u> Prepare for your solo by singing and playing WITH THE CD</p>						
<p><u>ROCKING HORSE IN C MAJOR</u> <i>What you should already know:</i> Play the harmony (first line L.H. second line R.H.) - WITH THE CD!!! Sing and play the first line Hands Together <i>What you should be able to do by next week:</i> Can you figure out how to play measures 5 and 6 Hands Together?</p>						
<p><u>ROCKING HORSE IN G MAJOR</u> <i>What you should already know:</i> Play the harmony (first line L.H. second line R.H.) WITH THE CD</p>						
<p><u>BRONTOSAURUS</u> Prepare for your solo by singing and playing WITH THE CD</p>						
<p><u>TYRANNOSAURUS-REX</u> Prepare for your solo by singing and playing WITH THE CD</p>						
<p><u>SHEPHERD’S DANCE</u> <i>What you should already know:</i> Point to the notes in the book and SING along with the CD</p>						

THERE ARE NEW SONGS ON THIS HOME ASSIGNMENT!!! If you are still having trouble with the old songs, call me or email me right away!
doremi@msn.com (949)458-5899 www.phoenixfeather.com

NAME: _____

4
4 In music, this means that there are
FOUR beats in each measure and a
QUARTER NOTE gets one beat.

Please draw rhythms with FOUR beats each. The first one is done for you.

NO, you may not use the same combination more than once.

4
4  _____

4
4 _____

4
4 _____






4
4 _____




4
4 _____

4
4 _____

4
4 _____

4
4 _____

 = 1  = 1  = 1  = 2  = 2

 = 3  = 4  = 4