

HOME ASSIGNMENT

PHOENIX FEATHER ACADEMY OF MUSIC (949)458-5899

OLDER BEGINNER 3

NAME _____

Practice this whole page every day:

	DAY 1	DAY 2	DAY 3	DAY 4	DAY 5	DAY 6
<p><u>D.A.D (Dozen A Day) Book</u> <i>What you should already know (just play every day)</i> Sing and play #1 & # 2 Hands Together</p>						
<p><u>ODE TO JOY</u> <i>What you should already know:</i> Point to the notes in the book and SING along with the CD</p> <p><i>What you should be able to do by next week:</i> Sing and play Left Hand alone - practice WITH THE CD If you still don't have it learned, remember to use the CD (“Ode To Joy Sing LH”)</p>						
<p><u>THE DARK FOREST</u> <i>What you should already know</i> Sing and play Right Hand alone - practice WITH THE CD</p> <p><i>What you should be able to do by next week:</i> Sing and play Left Hand alone If you still don't have it learned, remember to use the CD (“Dark Forest Sing LH”)</p>						
<p><u>BRONTOSAURUS BABIES</u> <i>What you should already know:</i> Sing and play Right Hand alone - practice WITH THE CD Sing and play Left Hand alone - practice WITH THE CD</p> <p><i>What you should be able to do by next week:</i> Work on learning Hands Together - READ the practice pointers!</p>						
<p><u>TYRANNOSAURUS REX</u> <i>What you should already know:</i> Sing and play Right Hand alone - practice WITH THE CD Sing and play Left Hand alone - practice WITH THE CD</p> <p><i>What you should be able to do by next week:</i> Sing and play Hands Together measures 1-2 - READ the practice pointers!</p>						
<p><u>ROCKING HORSE IN C MAJOR</u></p> <p><i>What you should already know:</i> Play the first line Left Hand alone - WITH THE CD!!! Play the second line Right Hand alone - WITH THE CD!!! (Same as the Left Hand first line)</p>						
<p><u>ROCKING HORSE IN G MAJOR</u></p> <p><i>What you should already know:</i> Point to the notes in the book and SING along with the CD</p> <p><i>What you should be able to do by next week:</i> Play Left Hand alone first line (put your pinky on Sol remember fa-SHARP)</p>						
<p><u>EVERYTHING IS NEW IN MAY (page 25)</u></p> <p><i>What you should already know:</i> Sing and play Right Hand WITH THE CD Sing and play Left Hand WITH THE CD</p> <p><i>What you should be able to do by next week:</i> Work on playing Hands Together - READ the practice pointers!</p>						
<p><u>MORE ICE CREAM PLEASE</u></p> <p style="text-align: center;">Prepare for your solo by singing and playing WITH THE CD</p>						
<p><u>MARY HAD A LITTLE LAMB</u> <i>What you should already know (just do every day):</i> Point to the notes in the book and sing along with the CD</p>						




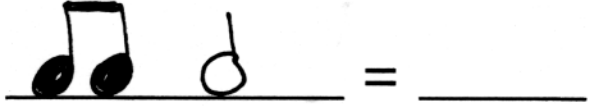
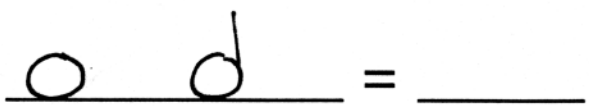



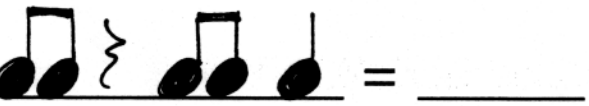
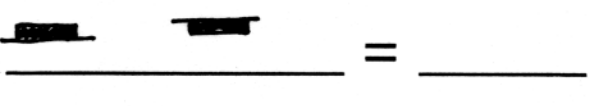
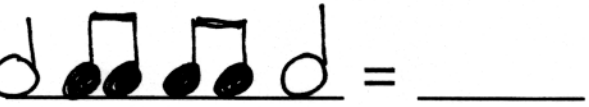
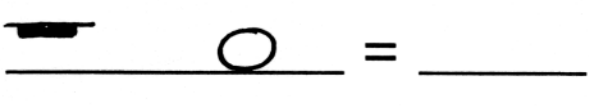

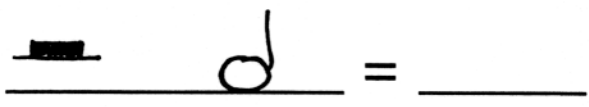



TODAY'S SOLO:









ECHO SONG

Please add the notes together.
 There is a key at the bottom of the page to help you. (The first one is done for you).

Name: _____

OLDER BEGINNER 3

 = 4	 = _____
 = _____	 = _____
 = _____	 = _____
 = _____	 = _____
 = _____	 = _____
 = _____	 = _____
 = _____	 = _____
 = _____	 = _____
 = _____	 = _____

 = 1	 = 1	 = 1	 = 4
 = 2	 = 2	 = 3	 = 4