

HOME ASSIGNMENT

PHOENIX FEATHER ACADEMY OF MUSIC (949)458-5899

GREEN 3

NAME: _____

Practice this whole page every day:

	DAY 1	DAY 2	DAY 3	DAY 4	DAY 5	DAY 6
<p><u>SIGHT READING</u> Week 3 - Practice until you can sing and play the entire exercise without looking at your fingers. Can you sing and play it in other keys?</p>						
<p><u>HANON</u> Play measures 1-8 Right Hand alone - remember to use round, strong fingers</p>						
<p><u>SCALES AND TWO HAND CHORDS</u> What you should already know (just play every day) MAGENTA SCALES C, Am, G, Em, F, Dm..... C Am .. G Em .. F Dm .. C Am .. G Em .. F Dm .. GREEN SCALES C major new chords Right Hand alone with correct fingers What you should be able to do by next week: GREEN SCALES B-flat scales Right Hand going up only</p>						
<p><u>THANKFUL PEOPLE</u> What you should already know (just play every day) Point and follow along with the CD Sing the last two lines by memory Play the Left Hand whole song as BLOCK CHORDS What you should be able to do by next week: Sing the last three lines by memory Play the Left Hand AS IT IS WRITTEN IN THE BOOK</p>	13-16	9-16	5-16	1-16		
<p><u>BLUE DANUBE WALTZ</u> What you should already know (just play every day) Point and follow along with the CD Sing the last eight measures by memory Play Left Hand first page and last line as BLOCK CHORDS What you should be able to do by next week: Play Left Hand measures 24-29 as BLOCK CHORDS</p>	24-25	24-27	24-29			
<p><u>MAGGIE</u> What you should already know (just play every day) Point and follow along with the CD Sing twelve measures by memory Play the whole song Left Hand as BLOCK CHORDS What you should be able to do by next week: Sing four more measures by memory Play Left Hand AS IT IS WRITTEN IN THE BOOK</p>	1-4 1-4	5-8 1-8	9-12 1-12	13-16 1-16		
<p><u>SNOWFLAKES</u> What you should already know (just play every day) Sing the whole song with the CD Play the whole song Left Hand What you should be able to do by next week: Sing and play Right Hand measures 1-8 (use correct fingers!)</p>	1-2	1-4	1-6	1-8		
<p><u>DREI REITER</u> What you should already know (just play every day) Point and SING along with the CD Play the WHOLE SONG two-hand chords WITH THE CD</p>						
<p><u>MALCHIK ZAMARASHKA</u> What you should already know (just do every day) Point and SING along with the CD</p>						
<p><u>JOHN JACOB JINGLEHEIMER SCHMIDT</u> This song is in the book to help you learn your NEW C MAJOR SCALE chords. Have fun with this song and you won't have to work so hard on your scale chords!</p>						

Parents! Please sit with your child at least three days out of each week to be sure that he/she is doing everything on the list. doremi@msn.com (949)458-5899 www.phoenixfeather.com

1. Count on your fingers from the bottom note to the top note.
Put this number underneath with a th, nd, or rd

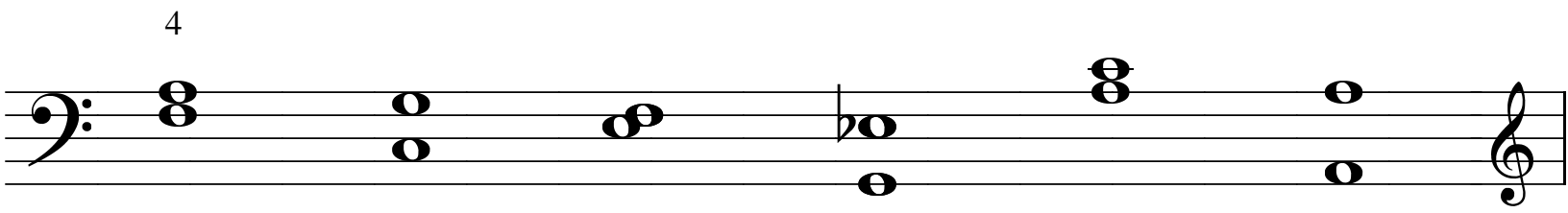
NAME _____

Green 3

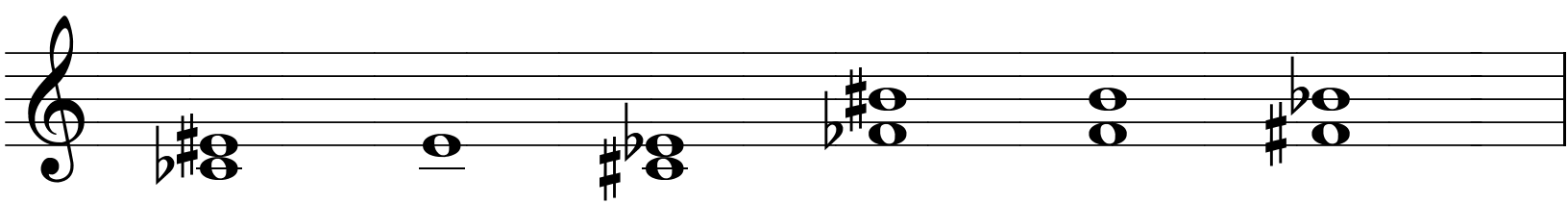
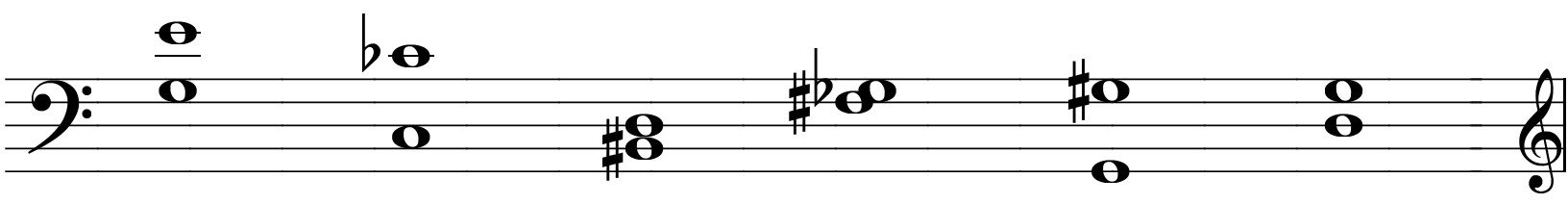

2. Count the half-steps from the bottom note to the top note
(remember to say "zero" on the first note).
Put htis number on top.

Sharp is: ONE HALF STEP HIGHER THAN THE NOTE
Flat is: ONE HALF STEP LOWER THAN THE NOTE

4



3rd



These are not measures - sharps and flats do not carry to the next notes