

HOME ASSIGNMENT

PHOENIX FEATHER ACADEMY OF MUSIC (949)458-5899

NAME _____

GOLD 9

Practice this whole page every day:

	DAY 1	DAY 2	DAY 3	DAY 4	DAY 5	DAY 6
<p><u>FINGER EXERCISE</u> <i>What you should already know # 1 - 2 - 3 - 4</i> Rememeber, when you play #3, keep your thumbs on middle do and really STRE-----TCH!!!</p> <p># 4: Play “Do-Mi-Sol” with both hands raise your arms over your head and shout “woo-hoo!” then move both hands down to the lower “Do-Mi-Sol”</p>						
<p><u>MARCH IN C</u> <i>What you should already know:</i> Point to the notes and sing along with the CD - get it memorized! <i>What you should be able to do by next week:</i> Slowly play the Left Hand notes (same as Down By the Station!)</p>						
<p><u>MARCH IN A MINOR</u> <i>What you should already know:</i> Point to the notes and sing along with the CD - get it memorized!</p>						
<p><u>ODE TO JOY</u> <i>What you should already know (just play every day)</i> Sing and play Right Hand with the CD Sing and play Left Hand with the CD Sing and play measures 1-4 Hands Together WITH THE CD Sing and play measures 5-8 Hands Together - If you can not do this yet, work extra to get it this week <i>What you should be able to do by next week:</i> Sing and play Hands Together measures 9-12</p>						
<p><u>LARGO</u> <i>What you should already know:</i> Play the Harmony (Sol-Re and Fasharp-Re) WITH THE CD!!!! Play Right Hand alone measures 17 - 24 <i>What you should be able to do by next week:</i> Sing OUT LOUD and play Left Hand alone measures 1 - 8</p>						
<p><u>DOWN BY THE STATION IN C MAJOR</u> <i>What you should already know:</i> Play “Do-Mi-Sol” and “Ti-Fa-Sol” with your Left Hand Slowly sing the words and play the chords with your Left Hand Can you do it with the CD?</p>						
<p><u>DOWN BY THE STATION IN G MAJOR</u> <i>What you should be able to do by next week:</i> Point and sing along with the CD Play “Sol-Ti-Re” and Fa-sharp-Do-Re” with your Left Hand</p>						
<p><u>SLAM DUNK</u> <i>What you should already know:</i> Point and SING along with the CD <i>What you should be able to do by next week:</i> Play each “Slam Dunk” (The notes in the circles) FIVE TIMES EACH</p>						
<p><u>OLD GERMAN DANCE</u> <i>What you should already know:</i> Point and follow along with the CD Sing measures 1 - 4 by memory <i>What you should be able to do by next week:</i> Sing measures 5 - 8 by memory</p>						
<p><u>LONDON BRIDGE IN G MAJOR</u> <i>What you should already know:</i> Sing and play Hands Together with the slow CD</p>						

TODAY'S SOLO:

LONDON BRIDGE IN C

NAME: _____

4
4 In music, this means that there are FOUR beats in each measure and a QUARTER NOTE gets one beat.

Please draw rhythms with FOUR beats each. The first one is done for you.

NO, you may not use the same combination more than once.

4
4  _____

4
4 _____

4
4 _____






4
4 _____




4
4 _____

4
4 _____

4
4 _____

4
4 _____

 = 1  = 1  = 1  = 2  = 2

 = 3  = 4  = 4