

# HOME ASSIGNMENT

PHOENIX FEATHER ACADEMY OF MUSIC (949)458-5899

GOLD 7

NAME \_\_\_\_\_

Practice this whole page every day:

	DAY 1	DAY 2	DAY 3	DAY 4	DAY 5	DAY 6
<p><b><u>FINGER EXERCISE</u></b> <i>What you should already know # 1 - 2 - 3</i>  <b>Remember, when you play #3, keep your thumbs on middle do and really STRE-----TCH!!!</b></p>						
<p><b><u>DOWN BY THE STATION IN C MAJOR</u></b>  <i>What you should be able to do by next week:</i>                      Point and sing along with the CD                      Play "Do-Mi-Sol" and "Ti-Fa-Sol" with your Left Hand                      (You have been playing "Do-Mi-Sol" and "Ti-Fa-Sol" every day in Finger Exercise #2)</p>						
<p><b><u>SLAM DUNK</u></b> <i>What you should be able to do by next week:</i>                      Point and SING along with the CD</p>						
<p><b><u>LARGO</u></b> <i>What you should already know:</i>                      Point and SING along with the CD                      ***Note: On the first page, point to the Left Hand notes                      On the second page, point to the Right Hand notes                      Play Left Hand alone measures 17 - 24 - can you do it while you sing?  <i>What you should be able to do by next week:</i>                      Play Right Hand alone measures 1 - 8                      Put your Right Hand in G position                      Remember to watch for Sol-Re and Fasharp-Re</p>						
<p><b><u>LONDON BRIDGE IN C MAJOR</u></b>  <i>What you should already know:</i>                      Play Left Hand alone WITH THE CD                      Sing and play Right Hand with correct fingers with the CD                      Sing and play Hands Together measures 1 - 4  <i>What you should be able to do by next week:</i>                      Sing and play Hands Together measures 5 - 8</p>						
<p><b><u>LONDON BRIDGE IN G MAJOR</u></b>  <i>What you should already know:</i>                      Play Left Hand alone WITH THE CD                      Sing and play Right Hand with correct fingers with the slow CD                      Sing and play Hands Together measures 1 - 4  <i>What you should be able to do by next week:</i>                      Sing and play Hands Together measures 5 - 8</p>						
<p><b><u>ODE TO JOY</u></b>  <i>What you should already know (just play every day)</i>                      Sing and play Right Hand with the CD                      Sing and play Left Hand with the CD                      Sing and play measures 1-4 Hands Together - If you can't do it yet, spend extra time each day working on it.  <i>What you should be able to do by next week:</i>                      Can you play measures 5-6 Hands Together?                      Work on playing measures 7-8 Hands Together ONE PICTURE AT A TIME</p>						
<p><b><u>FOLLOW THE LEADER</u></b> <i>What you should already know:</i>                      Point and SING along with the CD</p>						
<p><b><u>SONATA THEME</u></b> <i>What you should already know:</i>                      Point and SING along with the CD</p>						















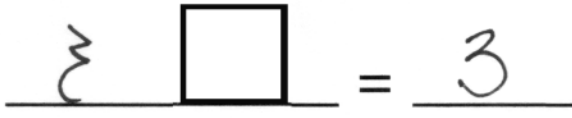

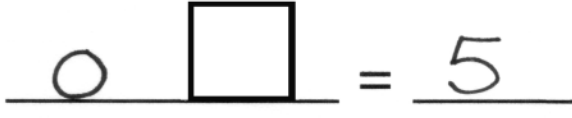

TODAY'S SOLO:

**ROCKING HORSE IN G MAJOR**


Please fill in the missing note to correctly complete each problem. There is a key at the bottom of the page to help you.

Name: \_\_\_\_\_

GOLD 7


 = 2	 = 5
 = 3	 = 4
 = 3	 = 4
 = 3	 = 4
 = 3	 = 4
 = 2	 = 5
 = 2	 = 4
 = 3	 = 5
 = 5	 = 6

 = 1


 = 1

 = 1

 = 4

 = 2

 = 2

 = 3

 = 4