

HOME ASSIGNMENT

PHOENIX FEATHER ACADEMY OF MUSIC (949)458-5899

BLUE 15

NAME _____

Practice this whole page every day:

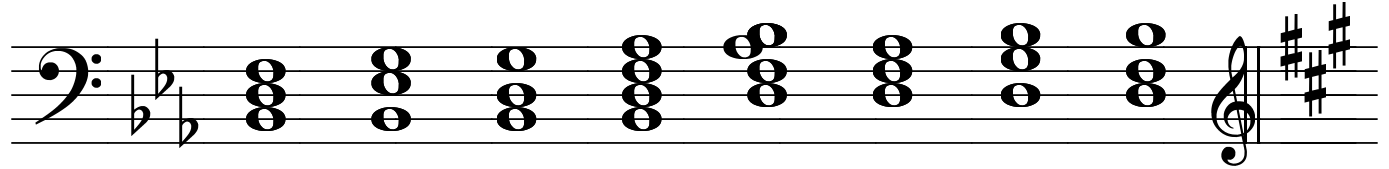
	DAY 1	DAY 2	DAY 3	DAY 4	DAY 5	DAY 6
SIGHT READING WEEK 15 - Practice until you can sing and play the exercise without looking at your hands. Can you play it in different keys?						
HANON Work on measures 9-16 Left Hand alone						
SCALES What you should already know (just play every day) GREEN SCALES .G, Em, F, Dm, B-flat, and G minor..... BLUE SCALES C and Am - say "middle cross" out loud BLUE SCALES G major up only - say "middle cross" out loud <i>What you should be able to do by next week:</i> BLUE SCALES G major down only - say "middle cross" out loud	Bflat Gm C	F Dm Am	G Em C	Bflat G m Am	F Dm C	G Em Am
ARABESQUE What you should already know: Point and follow along with the CD Sing the Right Hand notes in measures 19 -26 with the CD						
LA DONNA E MOBILE What you should be able to do by next week: Point and follow along with the CD Sing measures 1 - 4 by memory						
FUNERAL MARCH What you should already know: Point and SING along with the CD Play Left Hand - try it with the slow CD <i>What you should be able to do by next week:</i> Sing and play Right Hand measures 1 - 2 - remember the ornaments						
LITTLE SONG What you should already know: Point and SING along with the CD Play Left Hand measures 9 - 16 with correct notes and correct fingers Play Left Hand measures 1 - 4 with correct notes and correct fingers Play Right hand measures 5 - 8 with correct notes and correct fingers <i>What you should be able to do by next week:</i> Sing and play Right Hand measures 9 - 16						
RUSSIAN SAILOR'S DANCE What you should already know: Play Left Hand with the CD Sing and play Right Hand - try it with the slow CD <i>What you should be able to do by next week:</i> Sing and play Hands Together measures 1 - 2 - correct rhythm is important						
ALOUETTE What you should already know: Play Left Hand WITH THE CD Sing and play Right Hand WITH THE CD Sing and play Hands Together - try it with the slow CD						
HUNGARIAN DANCE NO. 5 Prepare for your solo by singing and playing Hands Together WITH THE CD						
SO MANY STARS What you should already know: Point and follow along with the CD Sing measures 1 - 8 by memory Play your B-flat "new position" chords (review the scale) <i>What you should be able to do by next week:</i> Sing measures 9 - 12 by memory Sing the solfege and play the fancy two-hand chords measures 1 - 8						
SOFT BREEZES What you should already know: Point and follow along with the CD Sing the first line by memory <i>What you should be able to do by next week:</i> Sing the second line by memory						

1. Name every key
 2. Name every chord - remember to check the key signature for sharps/flats
 3. Number every chord - remember to include inversion numbers
 4. Circle the Roman Numerals that are Primary Chords
 5. Use the Roman Numerals to decide which chords are minor and /or diminished
- It is a very good idea to email me with the names of your keys before you start working - if you have the key wrong, you'll get the whole line wrong! doremi@msn.com

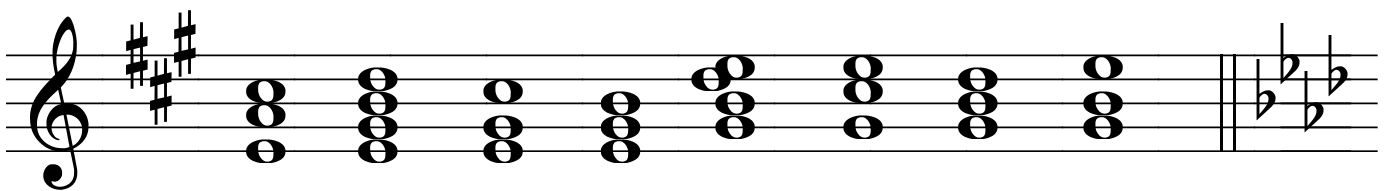
NAME _____

Blue 15

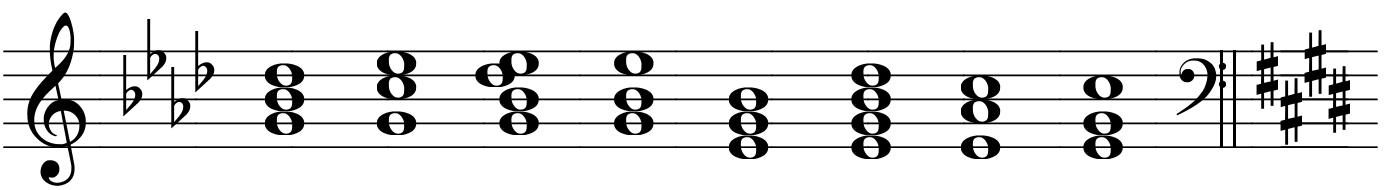
minor



Major



Major



minor

